


Object-Oriented Programming I: Classes, Attributes, Methods, and Instances

Brief Outline

- What is object-oriented programming?
- How do I implement it in Python?
- Basic examples

Procedural Programming



function1(var1, var2, etc.)



function2(var3, var4, etc.)



function3(var5, var6, etc.)



...



Final Product

What is Object-Oriented Programming?



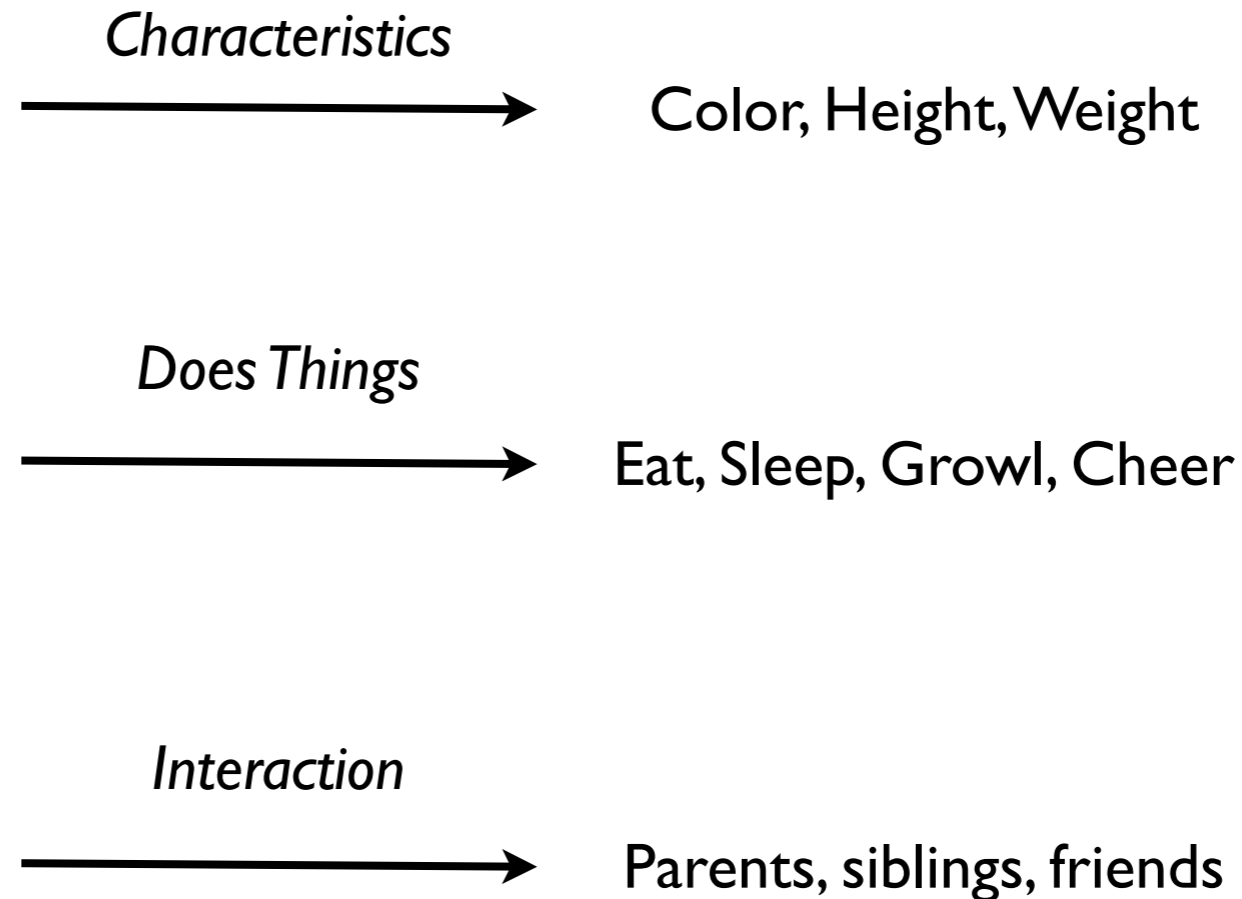
Answer 1a: Ask an expert

What is Object-Oriented Programming?

Object-oriented programming (OOP) is a programming paradigm that uses "objects" – data structures consisting of data fields and methods together with their interactions – to design applications and computer programs. Programming techniques may include features such as data abstraction, encapsulation, modularity, polymorphism, and inheritance.

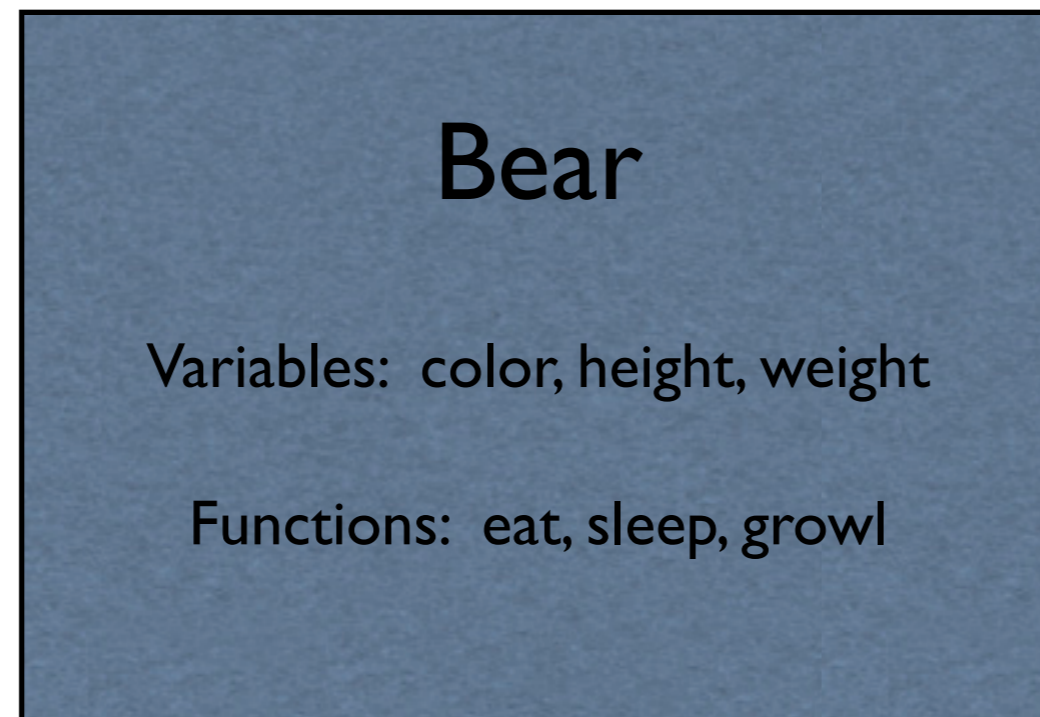
Answer Ib: ~~Ask an expert~~ Wikipedia

What is Object-Oriented Programming?



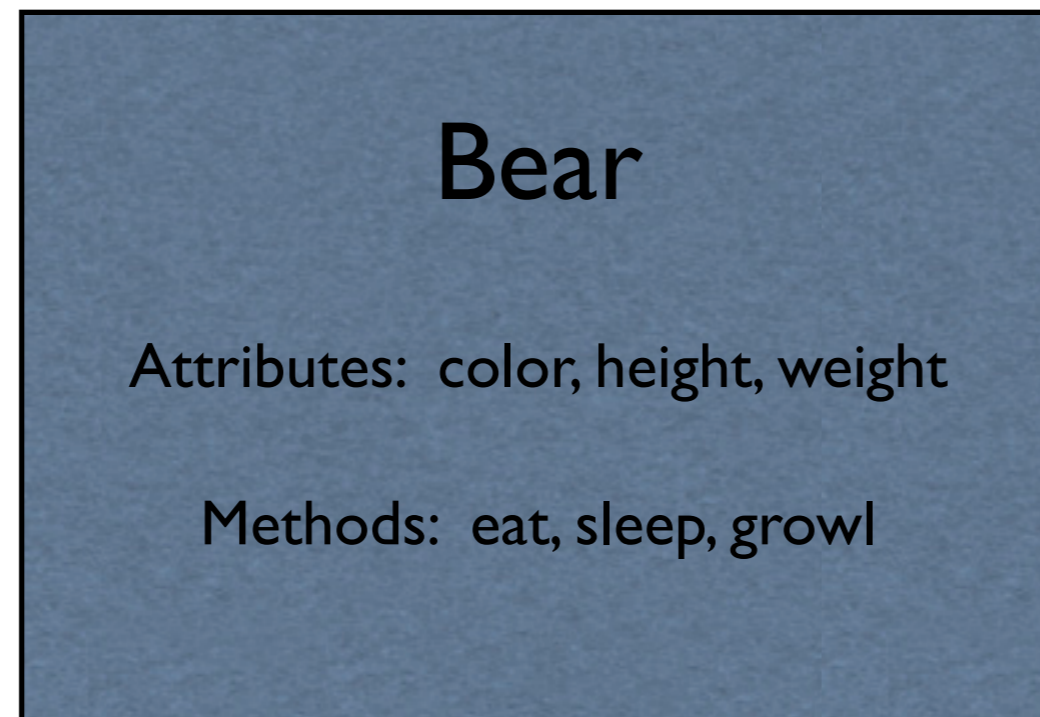
Objects are like animals: they know how to do stuff (like eat and sleep), they know how to interact with others (like make children), and they have characteristics (like height, weight).

What is Object-Oriented Programming?



An **object** is a programming structure that allows you to group together variables (characteristics) and functions (doing things) in one nice, tidy package. In Python, the blueprint for an object is referred to as a **class**.

What is Object-Oriented Programming?



Within a class, the variables are referred to as **attributes** and the functions are referred to as **methods**.

What is Object-Oriented Programming?

Yogi

Attributes: brown, 1.8 m, 80 kg

Methods: eat, sleep, growl

Winnie

Attributes: yellow, 1.2 m, 100 kg

Methods: eat, sleep, growl

Instances are specific realizations of a class

Object Syntax in Python

```
class ClassName(BaseClasses):  
  
    """[Documentation String]"""  
  
    [Statement1] # Executed only when class is defined  
    [Statement2]  
    ...  
    [Variable1] # "Global" class variables can be defined here  
  
    def Method1(self, args, kwargs={}):  
        # Performs task 1  
  
    def Method2(self, args, kwargs={}):  
        # Performs task 2  
    ...
```

Bear: Our first Python class

```
>>> class Bear:
```

We are defining a new class named *Bear*. Note the lack of parentheses. These are only used if the class is derived from other classes (more on this next lecture).

Bear: Our first Python class

```
>>> class Bear:  
...     print "The bear class is now defined."  
...  
The bear class is now defined.
```

This print statement is executed only when the class is defined.

Bear: Our first Python class

```
>>> class Bear:
...     print "The bear class is now defined."
...
The bear class is now defined.
>>> a = Bear
>>> a
<class __main__.Bear at 0x10041d9b0>
```

This statement equates the object *a* to the class *Bear*. This is typically not very useful.

Bear: Our first Python class

```
>>> class Bear:
...     print "The bear class is now defined."
...
The bear class is now defined.
>>> a = Bear
>>> a
<class __main__.Bear at 0x10041d9b0>
>>> a = Bear()
>>> a
<__main__.Bear instance at 0x100433cb0>
```

By adding parenthesis,
we are creating a new
instance of the class
Bear.

Attributes: Access, Creation, Deletion

```
>>> class Bear:
...     print "The bear class is now defined."
...
The bear class is now defined.
>>> a = Bear()
>>> a.name
Traceback (most recent call last):
  File "<stdin>", line 1, in <module>
AttributeError: Bear instance has no attribute 'name'
>>> a.name = "Oski"
>>> a.color = "Brown"
>>> del(a.name)
>>> a.name
Traceback (most recent call last):
  File "<stdin>", line 1, in <module>
AttributeError: Bear instance has no attribute 'name'
```

Object attributes are
accessed with the
“.” (period) operator

Attributes: Access, Creation, Deletion

```
>>> class Bear:
...     print "The bear class is now defined."
...
The bear class is now defined.
>>> a = Bear()
>>> a.name
Traceback (most recent call last):
  File "<stdin>", line 1, in <module>
AttributeError: Bear instance has no attribute 'name'
>>> a.name = "Oski"
>>> a.color = "Brown"
>>> del(a.name)
>>> a.name
Traceback (most recent call last):
  File "<stdin>", line 1, in <module>
AttributeError: Bear instance has no attribute 'name'
```

(Instance-specific)
attributes can be
created and deleted
outside of the class
definition

Methods: Access, Creation, and (not) Deletion

```
>>> class Bear:
...     print "The bear class is now defined."
...     def say_hello(self):
...         print "Hello, world!  I am a bear."
...
The bear class is now defined.
>>> a = Bear()
>>> a.say_hello
<bound method Bear.say_hello of <__main__.Bear
instance at 0x100433e18>>
>>> a.say_hello()
Hello, world!  I am a bear.
```

Methods are defined in the same way normal functions are (note that we will return to the *self* object in a few slides)

Methods: Access, Creation, and (not) Deletion

```
>>> class Bear:
...     print "The bear class is now defined."
...     def say_hello(self):
...         print "Hello, world!  I am a bear."
...
The bear class is now defined.
>>> a = Bear()
>>> a.say_hello
<bound method Bear.say_hello of <__main__>.Bear
instance at 0x100433e18>>
>>> a.say_hello()
Hello, world!  I am a bear.
```

Like attributes, methods are also accessed via the “.” operator. Parentheses indicate the method should be executed.

The `__init__` method

```
>>> class Bear:
...     def __init__(self, name):
...         self.name = name
...     def say_hello(self):
...         print "Hello, world! I am a bear."
...         print "My name is %s." % self.name
...
>>> a = Bear()
Traceback (most recent call last):
  File "<stdin>", line 1, in <module>
TypeError: __init__() takes exactly 2
arguments (1 given)
>>> a = Bear("Yogi")
>>> a.name
'Yogi'
>>> a.say_hello()
Hello, world! I am a bear.
My name is Yogi.
```

`__init__` is a special Python method. It is always run when a new instance of a class is created.

The `__init__` method

```
>>> class Bear:
...     def __init__(self, name):
...         self.name = name
...     def say_hello(self):
...         print "Hello, world!  I am a bear."
...         print "My name is %s." % self.name
...
>>> a = Bear()
Traceback (most recent call last):
  File "<stdin>", line 1, in <module>
TypeError: __init__() takes exactly 2
arguments (1 given)
>>> a = Bear("Yogi")
>>> a.name
'Yogi'
>>> a.say_hello()
Hello, world!  I am a bear.
My name is Yogi.
```

Arguments specified by `__init__` must be provided when creating a new instance of a class (else an Exception will be thrown)

The `__init__` method

```
>>> class Bear:
...     def __init__(self, name):
...         self.name = name
...     def say_hello(self):
...         print "Hello, world! I am a bear."
...         print "My name is %s." % self.name
...
>>> a = Bear()
Traceback (most recent call last):
  File "<stdin>", line 1, in <module>
TypeError: __init__() takes exactly 2
arguments (1 given)
>>> a = Bear("Yogi")
>>> a.name
'Yogi'
>>> a.say_hello()
Hello, world! I am a bear.
My name is Yogi.
```

Attributes and methods are accessed with the “.” operator. Methods require a parentheses to invoke action.

Scope: self and “class” variables

```
>>> class Bear:
...     population = 0
...     def __init__(self, name):
...         self.name = name
...         Bear.population += 1
...     def say_hello(self):
...         print "Hello, world! I am a bear."
...         print "My name is %s." % self.name
...         print "I am number %i." % Bear.population
...
>>> a = Bear("Yogi")
>>> a.say_hello()
Hello, world! I am a bear.
My name is Yogi.
I am number 1.
>>> b = Bear("Winnie")
>>> b.say_hello()
Hello, I am a bear.
My name is Winnie.
I am number 2.
```

Class-wide
 (“global”) attributes can be declared. It is good style to do this before the `__init__` method.

Scope: self and “class” variables

```
>>> class Bear:
...     population = 0
...     def __init__(self, name):
...         self.name = name
...         Bear.population += 1
...     def say_hello(self):
...         print "Hello, world!  I am a bear."
...         print "My name is %s." % self.name
...         print "I am number %i." % Bear.population
...
>>> a = Bear("Yogi")
>>> a.say_hello()
Hello, world!  I am a bear.
My name is Yogi.
I am number 1.
>>> b = Bear("Winnie")
>>> b.say_hello()
Hello, I am a bear.
My name is Winnie.
I am number 2.
```

They are accessed in the same way as “instance-specific” attributes, but using the class name instead of the instance name.

Scope: self and “class” variables

```
>>> class Bear:
...     population = 0
...     def __init__(self, name):
...         self.name = name
...         Bear.population += 1
...     def say_hello(self):
...         print "Hello, world! I am a bear."
...         print "My name is %s." % self.name
...         print "I am number %i." % Bear.population
... 
```

The *self* variable is a placeholder for the specific instance of a class.

Attributes referenced to *self* are known as “object” attributes.

Scope: self and “class” variables

```
>>> class Bear:
...     population = 0
...     def __init__(self, name):
...         self.name = name
...         Bear.population += 1
...     def say_hello(self):
...         print "Hello, world! I am a bear."
...         print "My name is %s." % self.name
...         print "I am number %i." % Bear.population
... 
```

It should be listed as a required argument in all class methods (even if it is not explicitly used by the method).

Scope: self and “class” variables

```
>>> class Bear:
...     population = 0
...     def __init__(self, name):
...         self.name = name
...         Bear.population += 1
...     def say_hello(self):
...         print "Hello, world!  I am a bear."
...         print "My name is %s." % self.name
...         print "I am number %i." % Bear.population
...
>>> a = Bear("Yogi")
>>> a.say_hello()
Hello, world!  I am a bear.
My name is Yogi.
I am number 1.
>>> b = Bear("Winnie")
>>> b.say_hello()
Hello, world!  I am a bear.
My name is Winnie.
I am number 2.
```

When calling a method directly from a specific instance of a class, the *self* variable is **NOT** passed (Python handles this for you)

Scope: self and “class” variables

```
>>> class Bear:
...     population = 0
...     def __init__(self, name):
...         self.name = name
...         Bear.population += 1
...     def say_hello(self):
...         print "Hello, world! I am a bear."
...         print "My name is %s." % self.name
...         print "I am number %i." % Bear.population
...
>>> a = Bear("Yogi")
>>> a.say_hello()
Hello, world! I am a bear.
My name is Yogi.
I am number 1.
>>> b = Bear("Winnie")
>>> b.say_hello()
Hello, world! I am a bear.
My name is Winnie.
I am number 2.
```

Here the *population* variable is incremented each time a new instance of the *Bear* class is created.

Scope: self and “class” variables

```
>>> class Bear:
...     population = 0
...     def __init__(self, name):
...         self.name = name
...         Bear.population += 1
...     def say_hello(self):
...         print "Hello, world! I am a bear."
...         print "My name is %s." % self.name
...         print "I am number %i." % Bear.population
...
>>> a = Bear("Yogi")
>>> a.say_hello()
Hello, world! I am a bear.
My name is Yogi.
I am number 1.
>>> b = Bear("Winnie")
>>> b.say_hello()
Hello, world! I am a bear.
My name is Winnie.
I am number 2.
```

```
>>> c = Bear("Fozzie")
>>> Bear.say_hello(c)
Hello, I am a bear.
My name is Fozzie.
I am number 3.
```

**When calling
methods from a
class, a specific
instance DOES
need to be passed.**

A Zookeeper's Travails I

Suppose you are a zookeeper. You have three bears in your care (Yogi, Winnie, and Fozzie), and you need to take them to a shiny new habitat in a different part of the zoo. However, your bear truck can only support 300 lbs. Can you transfer the bears in just 1 trip?

A Zookeeper's Travails I

```
>>> class Bear:
...     def __init__(self, name, weight):
...         self.name = name
...         self.weight = weight
...
>>> a = Bear("Yogi", 80)
>>> b = Bear("Winnie", 100)
>>> c = Bear("Fozzie", 115)
>>> my_bears = [a, b, c]
>>> total_weight = 0
>>> for z in my_bears:
...     total_weight += z.weight
...
>>> total_weight < 300
True
```

Class instances in Python can be treated like any other data type: they can be assigned to other variables, put in lists, iterated over, etc.

A Zookeeper's Travails I

```
>>> class Bear:
...     def __init__(self, name, weight):
...         self.name = name
...         self.weight = weight
...
>>> a = Bear("Yogi", 80)
>>> b = Bear("Winnie", 100)
>>> c = Bear("Fozzie", 115)
>>> my_bears = [a, b, c]
>>> total_weight = 0
>>> for z in my_bears:
...     total_weight += z.weight
...
>>> total_weight < 300
True
```

In iterating over *my_bears*, we are assigning the temporary variable *z* to *Bear* instances *a*, *b*, and *c*. The *weight* method is accessed again with the “.” operator.

A Zookeeper's Travails II

Consider now a (marginally) more realistic scenario, where a bear's weight changes when he/she eats and hibernates

A Zookeeper's Travails II

```
>>> class Bear:
...     def __init__(self, name, weight):
...         self.name = name
...         self.weight = weight
...     def eat(self, amount):
...         self.weight += amount
...     def hibernate(self):
...         self.weight /= 1.20
...
>>> a = Bear("Yogi", 80)
>>> b = Bear("Winnie", 100)
>>> c = Bear("Fozzie", 115)
>>> my_bears=[a, b, c]
```

Object methods can
alter other properties
of the object

A Zookeeper's Travails II

```
>>> class Bear:
...     def __init__(self, name, weight):
...         self.name = name
...         self.weight = weight
...     def eat(self, amount):
...         self.weight += amount
...     def hibernate(self):
...         self.weight /= 1.20
...
>>> a = Bear("Yogi", 80)
>>> b = Bear("Winnie", 100)
>>> c = Bear("Fozzie", 115)
>>> my_bears=[a, b, c]
```

```
>>> a.weight
80
>>> a.eat(20)
>>> a.weight
100
>>> b.eat(10)
>>> c.hibernate()
>>> total_weight = 0
>>> for z in my_bears:
...     total_weight += z.weight
...
>>> total_weight < 300
False
```

Yogi finds several picnic baskets to snack on.

A Zookeeper's Travails II

```
>>> class Bear:
...     def __init__(self, name, weight):
...         self.name = name
...         self.weight = weight
...     def eat(self, amount):
...         self.weight += amount
...     def hibernate(self):
...         self.weight /= 1.20
...
>>> a = Bear("Yogi", 80)
>>> b = Bear("Winnie", 100)
>>> c = Bear("Fozzie", 115)
>>> my_bears=[a, b, c]
```

```
>>> a.weight
80
>>> a.eat(20)
>>> a.weight
100
>>> b.eat(10)
>>> c.hibernate()
>>> total_weight = 0
>>> for z in my_bears:
...     total_weight += z.weight
...
>>> total_weight < 300
False
```

Winnie eats a large pot of honey, while Fozzie hibernates

A Zookeeper's Travails II

```
>>> class Bear:
...     def __init__(self, name, weight):
...         self.name = name
...         self.weight = weight
...     def eat(self, amount):
...         self.weight += amount
...     def hibernate(self):
...         self.weight /= 1.20
...
>>> a = Bear("Yogi", 80)
>>> b = Bear("Winnie", 100)
>>> c = Bear("Fozzie", 115)
>>> my_bears=[a, b, c]
```

```
>>> a.weight
80
>>> a.eat(20)
>>> a.weight
100
>>> b.eat(10)
>>> c.hibernate()
>>> total_weight = 0
>>> for z in my_bears:
...     total_weight += z.weight
...
>>> total_weight < 300
False
```

As a result, they are too heavy for the truck

A Zookeeper's Travails III

Bears are social creatures. In spending time together at the zoo, they can become friends and even change their behavior.

A Zookeeper's Travails III

```
>>> class Bear:
...     def __init__(self, name, fav_food, friends=[]):
...         self.name = name
...         self.fav_food = fav_food
...         self.friends = friends
...     def same_food(self):
...         for friend in self.friends:
...             if (friend.fav_food == self.fav_food):
...                 print "%s and %s both like %s" % \
...                     (self.name, friend.name, self.fav_food)
...
>>> a = Bear("Yogi", "Picnic baskets")
>>> b = Bear("Winnie", "Honey")
>>> c = Bear("Fozzie", "Frog legs")
```

Class instances
(in this case in
list format) can
be passed as
arguments, just
like any other
Python object

A Zookeeper's Travails III

```
>>> class Bear:
...     def __init__(self, name, fav_food, friends=[]):
...         self.name = name
...         self.fav_food = fav_food
...         self.friends = friends
...     def same_food(self):
...         for friend in self.friends:
...             if (friend.fav_food == self.fav_food):
...                 print "%s and %s both like %s" % \
...                     (self.name, friend.name, self.fav_food)
...
>>> a = Bear("Yogi", "Picnic baskets")
>>> b = Bear("Winnie", "Honey")
>>> c = Bear("Fozzie", "Frog legs")
```

The *same_food* method determines if a bear has the same favorite food as any of his friends

A Zookeeper's Travails III

```
>>> class Bear:
...     def __init__(self, name, fav_food, friends=[]):
...         self.name = name
...         self.fav_food = fav_food
...         self.friends = friends
...     def same_food(self):
...         for friend in self.friends:
...             if (friend.fav_food == self.fav_food):
...                 print "%s and %s both like %s" % \
...                     (self.name, friend.name, self.fav_food)
...
>>> a = Bear("Yogi", "Picnic baskets")
>>> b = Bear("Winnie", "Honey")
>>> c = Bear("Fozzie", "Frog legs")
```

Initially, none of the bears have friends and they all have different favorite foods

A Zookeeper's Travails III

```
>>> c.friends
[]
>>> c.fav_food
'Frog legs'
>>> c.same_food()
>>> c.friends= [a, b]
>>> c.same_food()
>>> c.fav_food = "Honey"
>>> c.same_food()
Fozzie and Winnie both like Honey
```

Fozzie's *friends* method is therefore initially defined to be an empty list. His favorite food is frog legs.

A Zookeeper's Travails III

```
>>> c.friends
[]
>>> c.fav_food
'Frog legs'
>>> c.same_food()
>>> c.friends= [a, b]
>>> c.same_food()
>>> c.fav_food = "Honey"
>>> c.same_food()
Fozzie and Winnie both like Honey
```

Without any friends, Fozzie can't share the same favorite food with anyone.

A Zookeeper's Travails III

```
>>> c.friends
[]
>>> c.fav_food
'Frog legs'
>>> c.same_food()
>>> c.friends= [a, b]
>>> c.same_food()
>>> c.fav_food = "Honey"
>>> c.same_food()
Fozzie and Winnie both like Honey
```

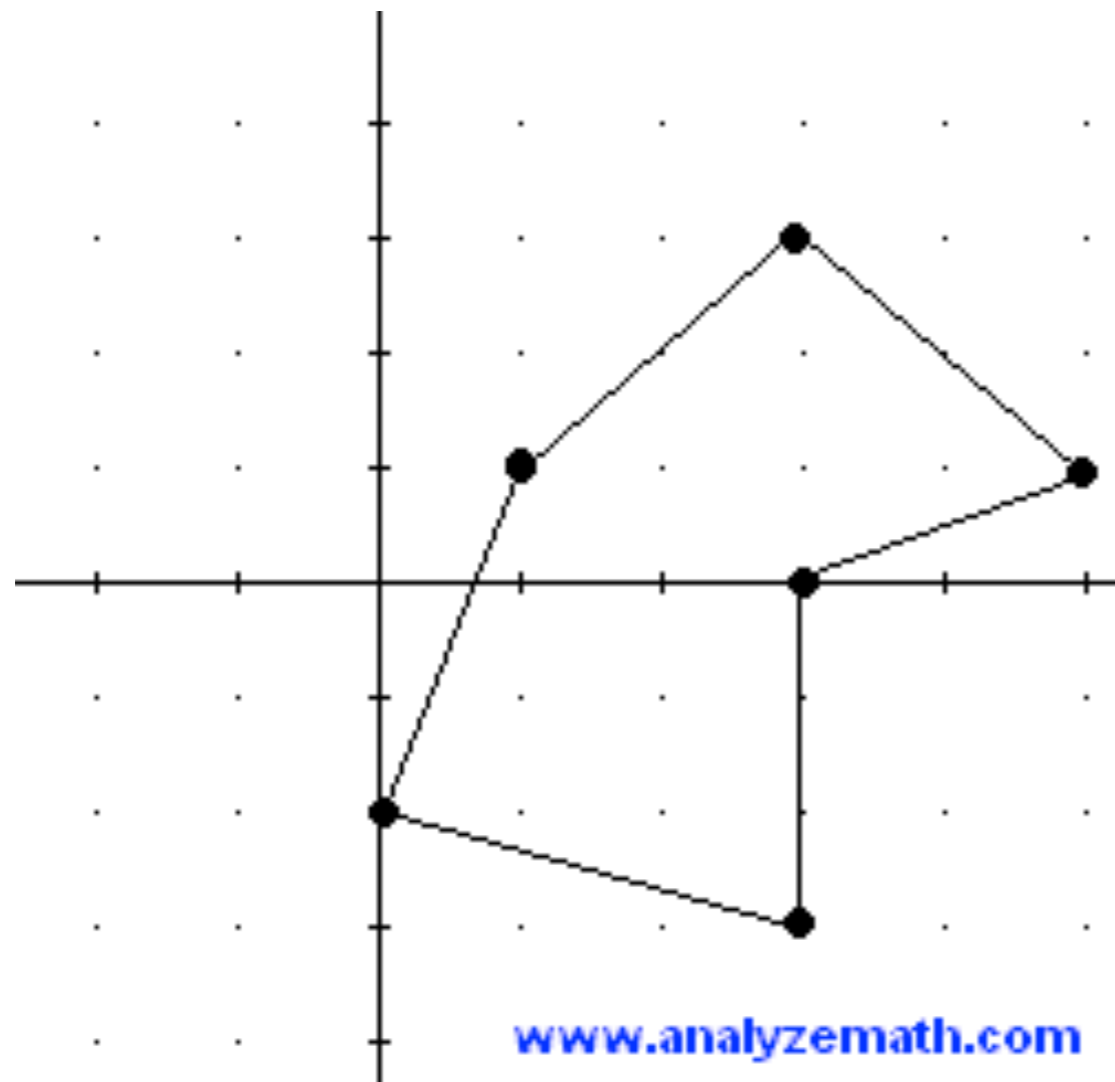
After some time together, Fozzie makes friends with the other bears. But they still don't share a common favorite food.

A Zookeeper's Travails III

```
>>> c.friends
[]
>>> c.fav_food
'Frog legs'
>>> c.same_food()
>>> c.friends= [a, b]
>>> c.same_food()
>>> c.fav_food = "Honey"
>>> c.same_food()
Fozzie and Winnie both like Honey
```

Finally, Fozzie tries honey and realizes he loves it. Now he and Winnie share a common favorite food. Kermit is very happy.

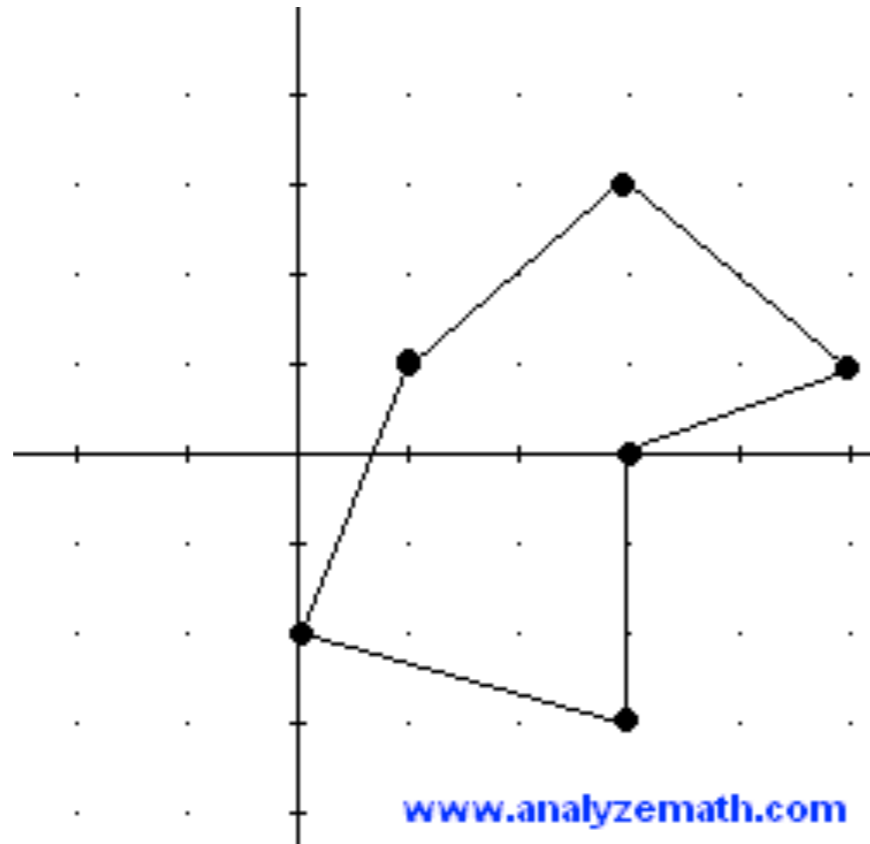
Breakout problem: Polygon Perimeter



Calculate the perimeter (and, if you are up for it, the area) of a polygon provided the vector coordinates (in order) of its N vertices.

Hint: Sum over distance between adjacent points, where $d = \text{math.sqrt}(\delta x^2 + \delta y^2)$.

In other words ...



Calculate the perimeter (and, if you are up for it, the area) of a polygon provided the vector coordinates (in order) of its N vertices.

```
>>> a = Polygon([[0,0], [0,1], [1,1], [1,0]])
>>> a.perimeter()
4.0
>>> a.area()
1.0
>>> b = Polygon([[0,-2],[1,1],[3,3],[5,1],[4,0],[4,-3]])
>>> b.perimeter()
17.356451097651515
```

Solutions

For the remaining skeptics ...

Instantiation	<pre>>>> a = Polygon("Polly") (Creating an instance of the class Polygon)</pre>	<pre>>>> b = "Polygon"</pre>
Types	<pre>>>> type(a) <type 'instance'> >>> type(type(a)) <type 'type'></pre>	<pre>>>> type(b) <type 'str'> >>> type(type(b)) <type 'type'></pre>
Methods	<pre>>>> a.print_name() Hi, my name is Polly. >>> a.perimeter() 0</pre>	<pre>>>> b.upper() POLYGON >>> b.replace("gon", "wog") Polywog</pre>

Because of the way Python is set up, you have been using object-oriented techniques this entire time!